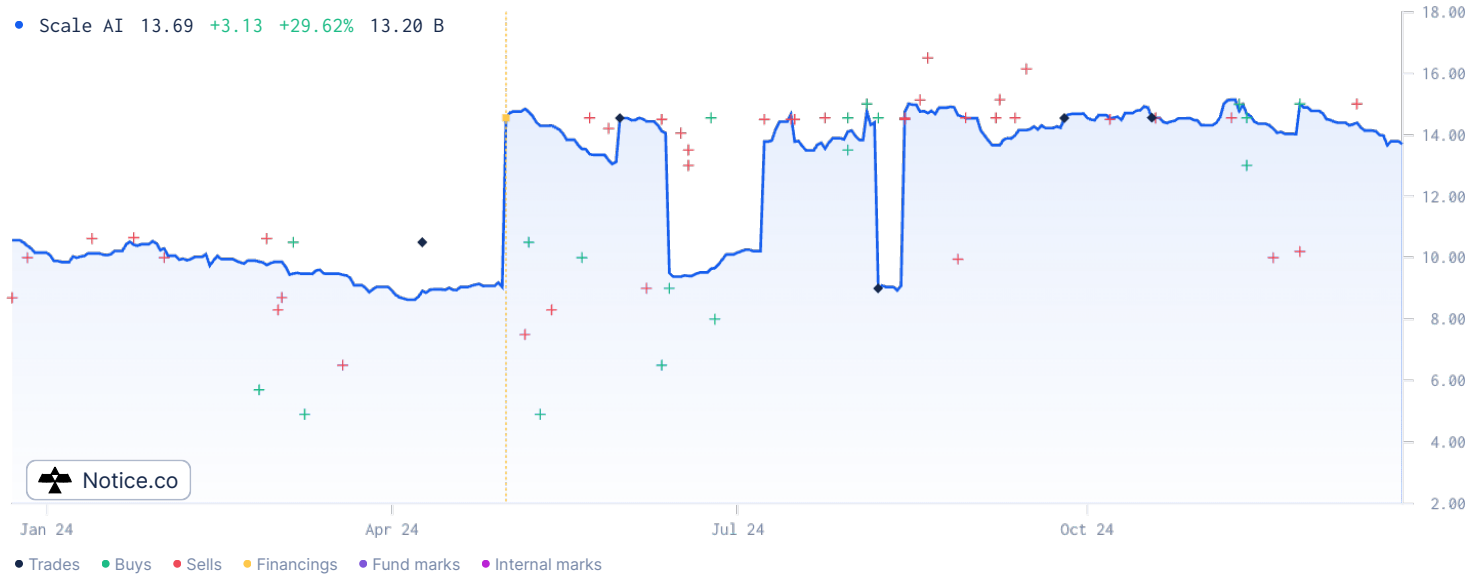


scale

Scale AI

13.69 -0.09 (-0.63%) 13.20 B Recent consensus

Dec 23, 5:59:38 PM GMT+2



Scale AI stock price is built algorithmically using secondary market and reference data.

About Scale AI, Inc.

Scale AI, a privately held tech firm, specializes in supporting AI application development via its Generative AI platform and Data Engine. The Scale Generative AI platform enables companies to craft and test tailored generative models, while its Data Engine offers tools for data management, collection, and labeling. This full-stack solution aids in managing the ML lifecycle comprehensively. Scale AI aims to expedite AI application development by emphasizing the importance of quality data. Leveraging enterprise data, the Scale Generative AI Platform customizes potent base generative models to unlock AI value securely.

| | | |
|----------------------------------|----------------------------------|--------------------------------|
| Founded 2016 | Employees 4,261 | Website scale.com |
| Last round \$14.00 B | Market Cap \$13.20 B | Premium -6% |
| Total Funding \$1.31 B | Days Since Funding 236 | Coverage Ratio 10.0x |

Software

AI Data Processing

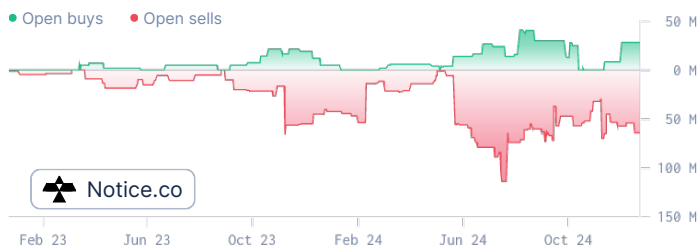
#6 Most Active #29 Most Valuable #89 Most Funded

Market

- Direct transfers allowed conditionally

Direct transfers are not allowed for common stock. Investors can get indirect exposure via special purpose vehicles or forward purchase contracts.

Aggregate buy and sell interest



Stock price

Scale AI is down -6.05% year to date but up 73.96% in the last 12 months. In the first quarter of 2024 Scale AI decreased by -10.95% after increasing 47.14% in the fourth quarter of 2023.

Last Updated June 21, 2024

Trailing performance

| | | |
|---------------------------|---------------------------|----------------------------|
| 1 Day | 1 Week | 1 Month |
| -0.63% | -2.95% | -2.38% |
| 3 Months | YTD | 1 Year |
| -3.72% | 34.78% | 29.62% |
| 2 Years | 5 Years | All Time |
| 55.44%³ | 54.87%³ | 125.41%³ |

³ Annualized

Quarterly performance

| Quarter | Stock price | % Change |
|---------|-------------|----------------|
| 2023 Q4 | 10.16 | - |
| 2024 Q1 | 9.05 | -10.95% |
| 2024 Q2 | 10.11 | +11.69% |
| 2024 Q3 | 14.69 | +45.33% |

Valuation

Scale AI 2024 valuation is \$14 B. This valuation was set in the \$714.2 M Series F round raised in April 2024. [Accel](#) led the round and set the Scale AI Series F valuation.

The Series F valuation represented a 90% increase in the Series E \$7.3 B valuation which was set in July 2021.



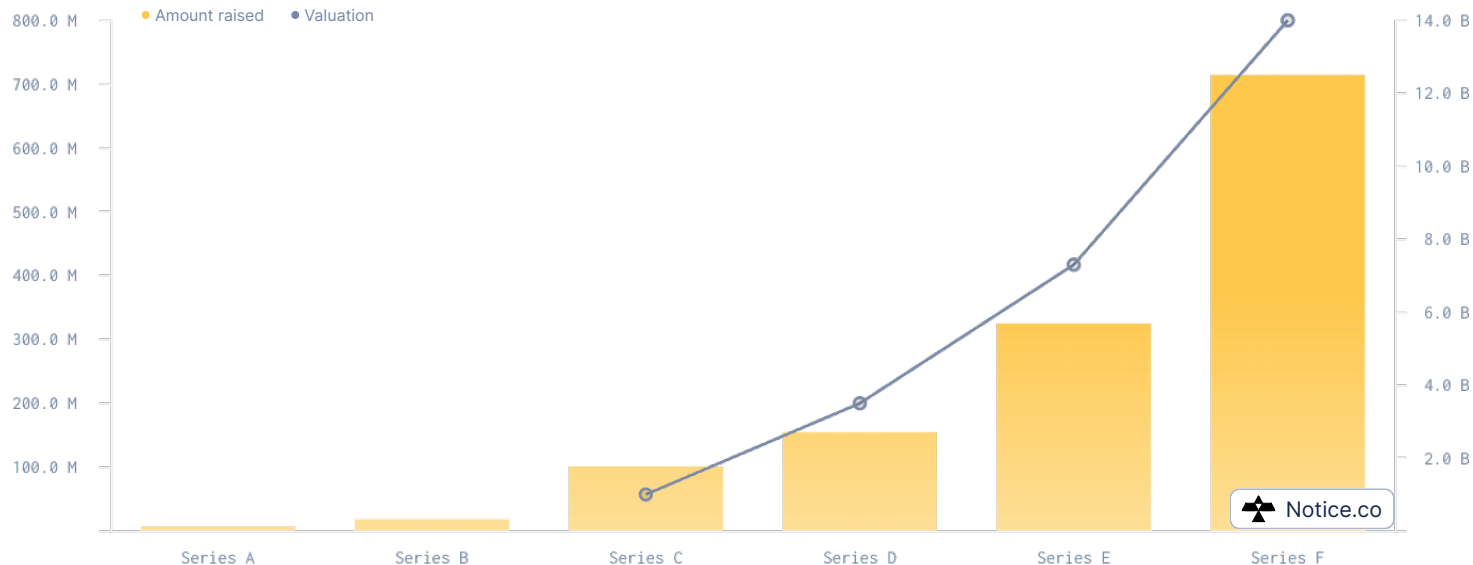
Valuation History

Scale AI 2024 valuation is up 92% from 2023.

| Year | Valuation | Market cap | Premium |
|----------------|-----------|------------|-------------|
| Valuation 2022 | 7.30 B | 4.45 B | -39% |
| Valuation 2023 | 7.30 B | 7.91 B | +8% |
| Valuation 2024 | 14.00 B | 13.20 B | -6% |

Funding

Scale AI has raised total funding of \$1.3 B across 8 rounds from notable investors including [Tiger Global](#), [Accele](#), [Index Ventures](#) and [Founders Fund](#).



Last round

| | | | |
|---------------------------------|--|---|-------------------------------|
| Close Date April 2024 | Amount Raised \$714.28 M⁸ | Post-Money \$14.00 B | Pre-Money \$13.28 B |
| Class Series F | Price Per Share \$14.5455 | Authorized Shares 2,105,165,965 | Ownership 2.3% |

⁸ Calculated assuming the sale of all authorized shares

Capital structure

| | | | |
|-------------------------------|----------------------------------|--|---|
| Valuation \$14.00 B | Total Funding \$1.31 B | Outstanding Shares 962,496,992 | Authorized Shares 2,105,165,965 |
|-------------------------------|----------------------------------|--|---|

Financings

| Class | Raised | Post-Money | Announced | Close Date | PPS | Authorized Shs. | Outstanding Shs. | Ownership | Seniority | Liq. Pref. | Dividend | Anti-dilution | Participating Pref. | Voting Rights | Redemption Rights |
|--------------|----------------------|------------|-------------|-------------|----------|----------------------|--------------------|---------------|-----------|------------|---------------------|---------------|---------------------|---------------|-------------------|
| Series F | 714.2 M ⁸ | 14.00 B | 21 May 2024 | 30 Apr 2024 | 14.5455 | 49,106,975 | 49,106,975 | 2.3% | Tier 1 | 1x | 8.0% Non-cumulative | Narrow-based | No | 1x | No |
| Series E | 324.9 M ⁸ | 7.30 B | 13 Apr 2021 | 26 Jul 2021 | 9.3682 | 34,691,825 | 34,691,825 | 1.6% | Tier 1 | 1x | 8.0% Non-cumulative | Narrow-based | No | 1x | No |
| Series D | 154.7 M ⁸ | 3.50 B | 01 Dec 2020 | | 4.800467 | 32,234,133 | 32,234,133 | 1.5% | Tier 1 | 1x | 8.0% Non-cumulative | Narrow-based | No | 10x | No |
| Series C | 101.2 M ⁸ | 1.00 B | 05 Aug 2019 | | 1.4561 | 69,530,349 | 69,530,349 | 3.3% | Tier 1 | 1x | 8.0% Non-cumulative | Narrow-based | No | 10x | No |
| Series B | 17.9 M ⁸ | | 07 Aug 2018 | | 0.157283 | 114,443,040 | 114,443,040 | 5.4% | Tier 1 | 1x | 8.0% Non-cumulative | Narrow-based | No | 10x | No |
| Series A | 4.5 M ⁸ | | 16 Jul 2017 | | 0.032293 | 139,349,100 | 139,349,100 | 6.6% | Tier 1 | 1x | 8.0% Non-cumulative | Narrow-based | No | 10x | No |
| Safe-2 | 0.0 M ⁸ | | | | 0.030755 | 3,251,460 | 3,251,460 | 0.2% | Tier 1 | 1x | 8.0% Non-cumulative | Narrow-based | No | 10x | No |
| Safe-1 | 0.0 M ⁸ | | | | 0.00963 | 10,383,840 | 10,383,840 | 0.5% | Tier 1 | 1x | 8.0% Non-cumulative | Narrow-based | No | 10x | No |
| Common | | | | | | 1,652,175,243 | 509,506,270 | 78.5% | | | | | | | |
| Common B | | | | | | 989,994,769 | | | Tier 2 | | | | | 1x | No |
| Common A | | | | | | 662,180,474 | | | Tier 2 | | | | | 10x | No |
| Total | 1,317.96 M | | | | | 2,105,165,965 | 962,496,992 | 100.0% | | | | | | | |

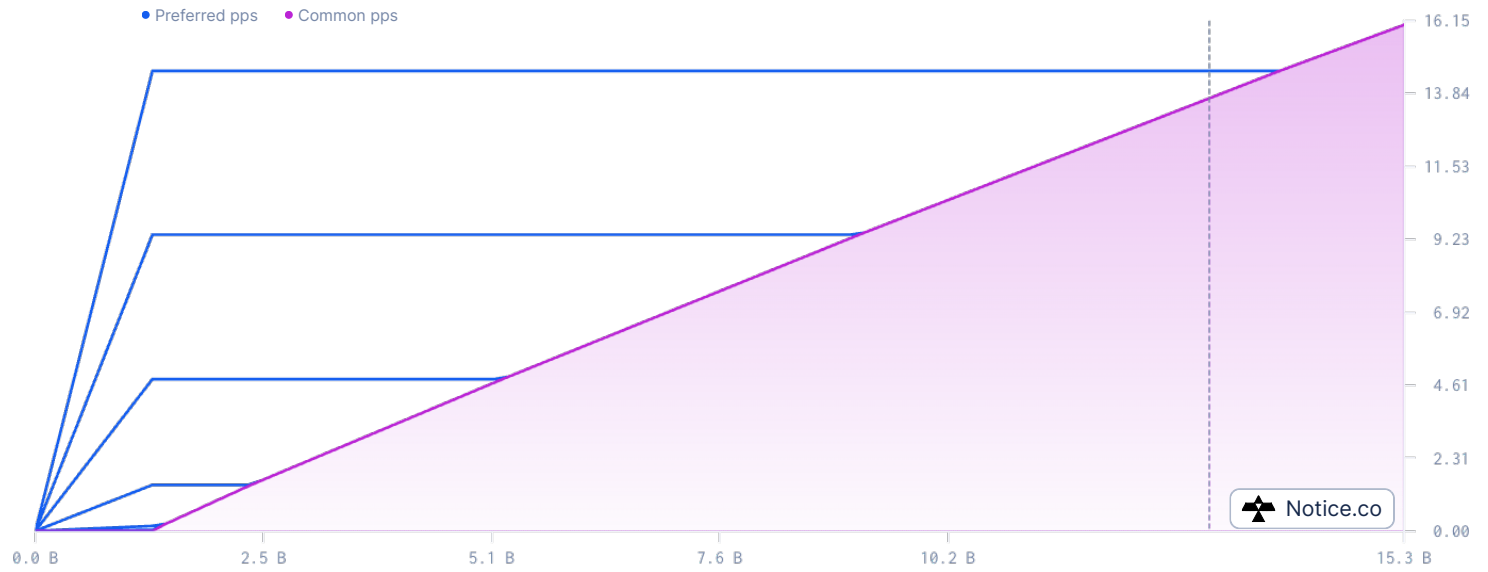
Scale AI funding round amount raised and post-money valuation are sourced from the news media unless otherwise noted.
 Scale AI funding details including capital structure information are sourced from corporate filings unless otherwise noted.

⁸ Calculated assuming the sale of all authorized shares

Internal marks

| Type | Valuation | Date | PPS | Source |
|-------|-----------|-------------|------|-----------|
| 409-A | | 28 Aug 2022 | 2.01 | Community |
| 409-A | | 23 May 2021 | 3.25 | Community |
| 409-A | | 14 Mar 2021 | 4.41 | Community |
| 409-A | | 09 Aug 2020 | 1.83 | Community |

Waterfall



Exit Scenario: **M&A** Exit Valuation: **\$13,209,209,581** Issuer Debt: **\$0** Outstanding Shares: **962,496,992**

| Share Class | Exit PPS | Issue PPS | Gain | Conversion Price | Proceeds |
|--------------|----------|-----------|--------------|------------------|-----------------------|
| Series F | 14.55 | 14.55 | 0% | 14.55 | 714,285,505 |
| Series E | 13.68 | 9.37 | +46.02% | 9.37 | 474,574,619 |
| Series D | 13.68 | 4.80 | +184.97% | 4.80 | 440,954,069 |
| Series C | 13.68 | 1.46 | +839.48% | 1.46 | 951,156,040 |
| Series B | 13.68 | 0.16 | +8,597.52% | 0.16 | 1,565,549,294 |
| Series A | 13.68 | 0.03 | +42,261.27% | 0.03 | 1,906,257,340 |
| Safe-2 | 13.68 | 0.03 | +44,379.68% | 0.03 | 44,479,078 |
| Safe-1 | 13.68 | 0.01 | +141,953.22% | 0.01 | 142,048,074 |
| Common | 13.68 | | | | 6,969,905,562 |
| Total | | | | | 13,209,209,581 |

Scale AI capital structure is built using all available corporate filings. Scale AI waterfall exit values are programmatically generated using Exit Scenario, Exit Valuation, Issuer Debt and Outstanding Shares inputs entered above. Custom user inputs are not stored by Notice or shared with any other users.

Investors

Scale AI has 29 investors. 6 investors have led 10 Scale AI funding rounds. The Series F round was led by [Accel](#). Other notable Scale AI investors include [Tiger Global](#), [Index Ventures](#), [Founders Fund](#) and [Dragoneer](#).

Private investors

Tiger Global

OpenAI (ChatGPT), Databricks, Cohere, Olive, Dataiku, 6sense, Cresta, Viz.ai

Index Ventures

Cohere, Anysphere, Algolia, Hebbia AI, Captions, People.ai, Abacus AI, Ideogram

Thrive Capital

OpenAI (ChatGPT), Sierra AI, Anysphere, Physical Intelligence, Essential AI

Dragoneer

Olive, ASAPP, AirBnB, DoorDash, Snowflake, Checkout.com, Roblox, Canva, Klarna

Elad Gil

Perplexity AI, Mistral AI, Magic AI, Recraft, LiveKit, Helsing, Decagon, Stripe

Nat Friedman

CoreWeave, Perplexity AI, Anysphere, ElevenLabs, AssemblyAI, Magic AI, Atomic AI

Adam d'Angelo

Protege AI, Asana, Lambda Labs, Wealthfront, Envoy, Safegraph, Mercor, PlanetScale

Mike Krieger

ElevenLabs, Udio, Loom, Titan, Studio

Accel

Algolia, Ada Support, Vectra AI, AssemblyAI, Prodigal, Rhythms, Airkit, Rasa

Coatue

Databricks, CoreWeave, Hugging Face, Cerebras, Skild AI, Runway, Together AI

Wellington

Dataiku, Dataminr, Affirm, SoFi, Wiz, Wish, Swiggy, FalconX, UiPath, Credits, BetterUp

Greenoaks Capital

Databricks, Sierra AI, Viz.ai, Rhythms, Helsing, Checkout.com, Robinhood

Nvidia

OpenAI (ChatGPT), Databricks, CoreWeave, Perplexity AI, Mistral AI, Cohere

Amazon

Databricks, Anthropic, Hugging Face, Skild AI, Imbue, Greenlight, Good Glamm

Justin Kan

OpenSea, Gecko Robotics, Alto Pharmacy, Whop.com, Finless Foods, Ready Player Me

Kevin System

Convoy, Cedar, Loom

Y Combinator

PhotoRoom, People.ai, Prodigal, Observe.ai, AssemblyAI, Cortex, Nanonets

Founders Fund

OpenAI (ChatGPT), Cognition, Inworld AI, Arena, AI Foundation, Nanotronics

Spark

Anthropic, Ada Support, Abridge, Adept AI, Descript, Deel, Rapyd, X (Twitter)

DFJ Growth

DataRobot, Mythic AI, Aera Technology, Anduril, The Boring Company, Hopin

Durable Capital

DoorDash, Toast, Affirm, Figma, Celonis, ServiceTitan, Rapyd, Brex, Collibra

ServiceNow

Mistral AI, DataRobot, Snyk, Harness, Workato, Veza, SafeBreach, Edge Delta

Drew Houston

Imbue, Lamini, Color, Superhuman, Speak, HackerOne, Certa

WCM

Databricks

Other AI company investments are bolded

Appendix

Footnotes

1. Last round valuation used because market capitalization cannot be calculated

We always endeavor to publish real-time market capitalizations for all companies that have real-time Notice Prices. If any requisite data is unavailable, then we fall back on the last round valuation until we are able to locate the missing data needed to publish real-time market capitalizations.

2. Announced date used because close date is unknown

Company funding round announcement can occur well after the round actually closed. We use reasonable methods to identify the funding round close date. If we are unable to find the close date, then we will fall back on last round announced date as the next best alternative date for the funding round.

3. Annualized

Notice Price performance is annualized for time periods of one year or greater. Multi-year price performance is shown as a compound annual growth rate.

4. Annually recurring revenue (ARR)

This revenue estimate represents annually recurring revenue (ARR).

5. Calculated using current year projected revenues assuming linear revenue growth

Private company trailing twelve months (TTM) often rely on current year projected estimates and TTM calculations assume linear revenue growth across the annual timeframe.

6. Calculated using last round valuation because market cap cannot be calculated

We always endeavor to publish real-time market capitalizations for all companies that have real-time Notice Prices. If any requisite data is unavailable, then we fall back on the last round valuation until we are able to locate the missing data needed to publish real-time market capitalizations. This value is calculated using last round valuation.

7. Calendarized fiscal year revenues

Public company revenues have been calendarized to simplify comparisons between companies with different fiscal year ends.

8. Calculated assuming the sale of all authorized shares

We are unable to source the amount raised from company announcements. This value is calculated by assuming that all authorized shares for this share class were sold to investors.

9. Calculated using amount raised and authorized shares

We are unable to source the funding round price per share from company filings. This value is calculated assuming all authorized shares for this share class were sold to investors.

10. Sourced from the Notice community

We were unable to source this data from company filings and we are falling back on information sourced from Notice community members.

11. Sourced from news

We were unable to source this data from company filings and we are falling back on information sourced from the news media.

12. Estimated value

The best available source does not contain an exact value. We are falling back on the estimated value cited in the source.

13. Corrected date

The company filed late. We are falling back to a prior date referenced in the filing that more closely reflects the correct date.

14. Split adjusted

This value has been adjusted for forward or reverse stock splits.

15. Calculated because conversion price is not stated in filings

This value is calculated because the conversion price is not explicitly stated in corporate filings. Calculations account for conversion ratios, dividends and anti-dilution provisions.

16. Calculated using narrow-based anti-dilution because broad-based anti-dilution cannot be calculated at this time

This value is calculated because the conversion price is not explicitly stated in corporate filings. Calculations account for conversion ratios, dividends and anti-dilution provisions. Narrow-based anti-dilution is used because broad-based anti-dilution cannot be calculated at this time.

17. Corrected value

This value is calculated using corrections to public fund filing(s).

18. Notice Price used because last round price or waterfall exit values are unknown

Notice Price has been used to mark this position because the last round price is unknown and/or waterfall exit values cannot be calculated at this time.