

AI Anthropic

44.56 -0.33 (-0.74%) 60 day consensus

Dec 23, 5:57:29 PM GMT+2



Anthropic stock price is built algorithmically using secondary market and reference data.

About Anthropic, PBC

Anthropic CEO, Dario Amodei, was formerly the vice president of research at competing company OpenAI. Amodei left OpenAI and founded Anthropic in 2021 in an effort to make safer advanced artificial intelligence (AI) systems. The company's goal is to research AI and create adaptable models which can analyze and interpret data. The company created Claude, an AI chatbot that is capable of searching documents, answering questions, writing and coding.

The most recent version of Claude, Claude 3, is able to analyze graphs, handles translations, and can transcribe notes written by hand. Although Claude 3 can analyze user images, documents and diagrams it does not generate images itself. When tested, Anthropic's Opus outperformed OpenAI's GPT-4 and Google's Gemini 1.0 in terms of knowledge and reasoning.

Founded	Employees	Website
2021	1,069	anthropic.com
Last round	Market Cap	Premium
-	\$18.10 B ¹	-
Total Funding	Days Since Funding	Coverage Ratio
\$11.09 B	31 ²	1.6x

¹ Last round valuation used because market cap cannot be calculated
² Announced date used because close date is unknown

Software

AI Productivity Automation

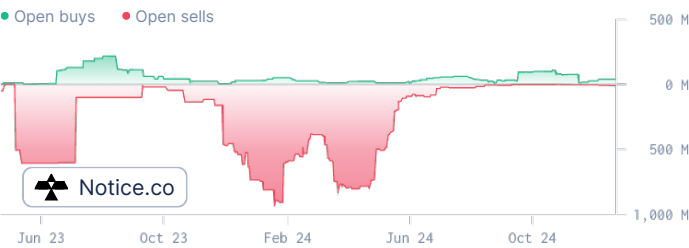
#5 Most Active #10 Most Funded

Market

● Indirect transfers only

Anthropic does not allow direct stock transfers. Investors can get indirect exposure via special purpose vehicles or forward purchase contracts.

Aggregate buy and sell interest



Stock price

Anthropic is [actively traded](#) in the secondary market. Anthropic has climbed 25.50% year to date and 217.28% in the last 12 months. In the first quarter of 2024, it declined by 0.94% after 2 consecutive quarters of growth. It gained 96.76% in the fourth quarter of 2023 and 5.19% in the prior quarter.

Last Updated on June 21, 2024

Trailing performance

1 Day	1 Week	1 Month
-0.74%	-4.87%	-4.04%
3 Months	YTD	1 Year
4.52%	48.53%	46.66%
2 Years	5 Years	All Time
147.06% ³	76.99% ³	121.66% ³

³ Annualized

Quarterly performance

Quarter	Stock price	% Change
2023 Q4	30.00	-
2024 Q1	29.72	-0.94%
2024 Q2	36.98	+24.45%
2024 Q3	42.84	+15.82%

Valuation

Anthropic 2024 valuation is unknown. The valuation was not disclosed in the \$4 B Funding round raised in November 2024. [Amazon](#) led the round and set the Anthropic Funding valuation.

The Series D-1 \$18.1 B valuation was set in January 2024.



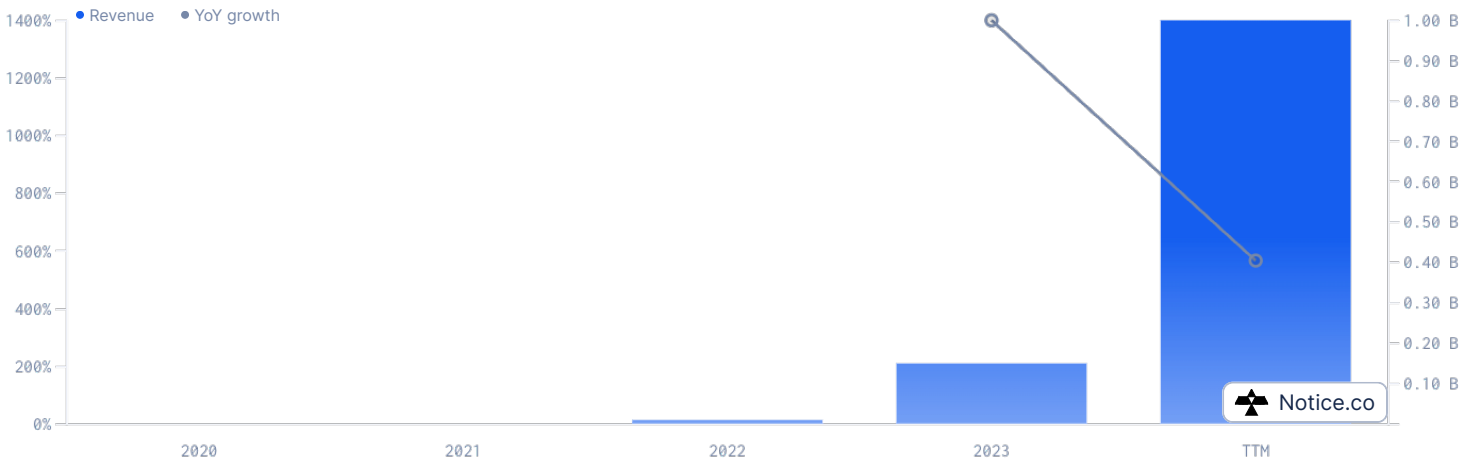
Valuation History

Anthropic 2024 valuation is up 353% from 2023.

Year	Valuation	Market cap	Premium
Valuation 2023	4.00 B	10.68 B	+167%
Valuation 2024	18.10 B	-	-

Revenue

Anthropic generated estimated revenues of \$150.0 M in 2023, which is up from \$10.0 M in 2022.



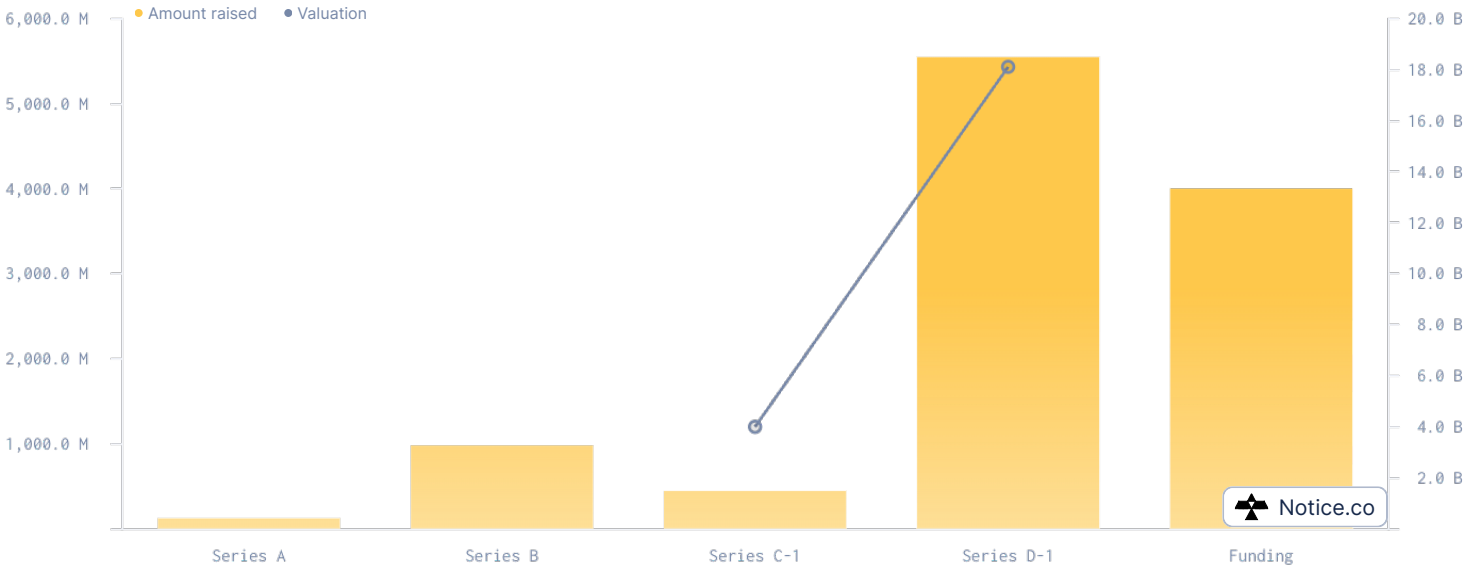
	2020	2021	2022	2023	TTM
Revenue			0.01 B ⁴	0.15 B ⁴	0.99 B ^{4,5}
YoY growth			-	+1,400.0%	+566.7%
Price-to-sales				71.3	18.1 ⁶
Price-to-sales growth				0.051	0.032 ⁶
Revenue per employee			151.5 K	579.1 K	923.3 K

Anthropic revenue estimates rely on publicly available information and research-driven models.

- 4 Annually recurring revenue (ARR)
- 5 Calculated using current year projected revenues assuming linear revenue growth
- 6 Calculated using last round valuation because market cap cannot be calculated

Funding

Anthropic has raised total funding of \$11 B across 5 rounds from notable investors including [Spark](#), [Amazon](#), Jaan Tallinn and Sam Bankman-Fried.



Last round

Close Date	Amount Raised	Post-Money	Pre-Money
November 2024 ²	\$4 B	-	-
Class	Price Per Share	Authorized Shares	Ownership
Funding	-	-	-

² Announced date used because close date is unknown

Capital structure

Valuation	Total Funding	Outstanding Shares	Authorized Shares
-	\$11.09 B	-	-

Financings

Class	Raised	Post-Money	Announced	Close Date	PPS	Authorized Shs.	Outstanding Shs.	Ownership
Funding	4,000.0 M		22 Nov 2024					
Series D-1	5,544.4 M	18.10 B	28 Mar 2024	28 Jan 2024				
Series D-1	2,001.0 M ⁸				30.0045	66,689,997	66,689,997	
Series D-2	119.9 M ⁸				27.0041	4,443,769	4,443,769	
Series D-3	3,423.4 M ⁸				30.0045	114,097,969	114,097,969	
Series C-1	446.3 M	4.00 B	24 May 2023	30 Mar 2023				
Series C-1	296.3 M ⁸				11.2261	26,397,182	26,397,182	
Series C-2	149.9 M ⁸				11.2261	13,361,719	13,361,719	
Series B	981.5 M ⁸		29 Apr 2022	28 Apr 2022	11.2261	87,430,352	87,430,352	
Series A	124.6 M ⁸		31 May 2021	23 May 2021	2.5656	48,574,520	48,574,520	
Common						760,016,895		
Common T						1,000		
Common						760,015,895		
Total	11,096.91 M							

Anthropic funding round amount raised and post-money valuation are sourced from the news media unless otherwise noted.
 Anthropic funding details including capital structure information are sourced from corporate filings unless otherwise noted.

⁸ Calculated assuming the sale of all authorized shares

Internal marks



Type	Valuation	Date	PPS	Source
409-A		06 Sept 2021	17.18	Community

Investors

Anthropic has 16 investors. 4 investors have led 7 Anthropic funding rounds. The Funding round was led by [Amazon](#). Other notable Anthropic investors include [Spark](#), Jaan Tallinn, Sam Bankman-Fried and [GV](#).

Public funds Q3 2024

Weighted Mark	Mark Range	Total Shares	Total Holdings
\$30.15 +0.5%	\$30.00 - \$32.25	2,613,262	\$78,777,595

Fund Family	Num of Funds	Weighted Mark	Shares	Holdings	% Received
 Fidelity QoQ	15 +10	30.15 +0.50%	2,524,184 +205.12%	\$76,105,255 +206.64%	100.0%
 ARK Invest QoQ	1 -	30.00 -	89,078 -	\$2,672,340 -	100.0%

Public fund data is sourced from reporting Act '40 mutual fund filings and private investor participation is sourced from new funding round announcements. This data is time-shifted, split-adjusted and grouped at the fund family level.

Private investors

GV

Olive, SambaNova, Runway, Viz.ai, Typeface, Modular, Owkin, WitnessAI, Roboflow

Spark

Scale AI, Ada Support, Abridge, Adept AI, Descript, Deel, Rapyd, X (Twitter)

Zoom

Cresta, **Observe.ai**, Untapped, Warmly,, TaskHuman, SafeBase

Salesforce Ventures

Databricks, Mistral AI, Cohere, Hugging Face, Writer, Runway, Together AI

Sound Ventures

Hugging Face, **Augury**, Affirm, GitLab, 1password, wefox, Chainalysis, EquipmentShare

Menlo Ventures

Skild AI, Typeface, Prodigal, Observe.ai, Clarifai, Eve, Cleanlab, Sana AI

Amazon

Databricks, Scale AI, **Hugging Face**, **Skild AI**, Imbue, Greenlight, Good Glamm

Other AI company investments are bolded

Appendix

Footnotes

1. Last round valuation used because market capitalization cannot be calculated

We always endeavor to publish real-time market capitalizations for all companies that have real-time Notice Prices. If any requisite data is unavailable, then we fall back on the last round valuation until we are able to locate the missing data needed to publish real-time market capitalizations.

2. Announced date used because close date is unknown

Company funding round announcement can occur well after the round actually closed. We use reasonable methods to identify the funding round close date. If we are unable to find the close date, then we will fall back on last round announced date as the next best alternative date for the funding round.

3. Annualized

Notice Price performance is annualized for time periods of one year or greater. Multi-year price performance is shown as a compound annual growth rate.

4. Annually recurring revenue (ARR)

This revenue estimate represents annually recurring revenue (ARR).

5. Calculated using current year projected revenues assuming linear revenue growth

Private company trailing twelve months (TTM) often rely on current year projected estimates and TTM calculations assume linear revenue growth across the annual timeframe.

6. Calculated using last round valuation because market cap cannot be calculated

We always endeavor to publish real-time market capitalizations for all companies that have real-time Notice Prices. If any requisite data is unavailable, then we fall back on the last round valuation until we are able to locate the missing data needed to publish real-time market capitalizations. This value is calculated using last round valuation.

7. Calendarized fiscal year revenues

Public company revenues have been calendarized to simplify comparisons between companies with different fiscal year ends.

8. Calculated assuming the sale of all authorized shares

We are unable to source the amount raised from company announcements. This value is calculated by assuming that all authorized shares for this share class were sold to investors.

9. Calculated using amount raised and authorized shares

We are unable to source the funding round price per share from company filings. This value is calculated assuming all authorized shares for this share class were sold to investors.

10. Sourced from the Notice community

We were unable to source this data from company filings and we are falling back on information sourced from Notice community members.

11. Sourced from news

We were unable to source this data from company filings and we are falling back on information sourced from the news media.

12. Estimated value

The best available source does not contain an exact value. We are falling back on the estimated value cited in the source.

13. Corrected date

The company filed late. We are falling back to a prior date referenced in the filing that more closely reflects the correct date.

14. Split adjusted

This value has been adjusted for forward or reverse stock splits.

15. Calculated because conversion price is not stated in filings

This value is calculated because the conversion price is not explicitly stated in corporate filings. Calculations account for conversion ratios, dividends and anti-dilution provisions.

16. Calculated using narrow-based anti-dilution because broad-based anti-dilution cannot be calculated at this time

This value is calculated because the conversion price is not explicitly stated in corporate filings. Calculations account for conversion ratios, dividends and anti-dilution provisions. Narrow-based anti-dilution is used because broad-based anti-dilution cannot be calculated at this time.

17. Corrected value

This value is calculated using corrections to public fund filing(s).

18. Notice Price used because last round price or waterfall exit values are unknown

Notice Price has been used to mark this position because the last round price is unknown and/or waterfall exit values cannot be calculated at this time.