



1.98 +0.006 (+0.28%) 1.61 B Past consensus

Dec 23, 11:15:56 PM GMT+2

• Addepar 1.98 +0.28 +16.15% 1.61 B



Addepar stock price is built algorithmically using secondary market and reference data.

About Addepar, Inc.

Addepar is a global technology and data company that assists investment professionals in providing precise guidance to their clients. Trusted by hundreds of thousands of users, Addepar enables smarter investment decisions and improved advice. Through its cutting-edge technology and insights, Addepar empowers investment professionals worldwide to excel in their field. By aggregating financial accounts, Addepar creates a consolidated view of clients' portfolios, offering encrypted access to their financial information anytime, anywhere. With unified data, Addepar facilitates comprehensive portfolio analysis, providing clients with a meaningful financial picture and delivering optimal advice.

Founded 2009	Employees 1,075	Website addepar.com
Last round \$2.15 B	Market Cap \$1.61 B	Premium -25%
Total Funding > \$595.39 M	Days Since Funding 1,296	Coverage Ratio 2.7x

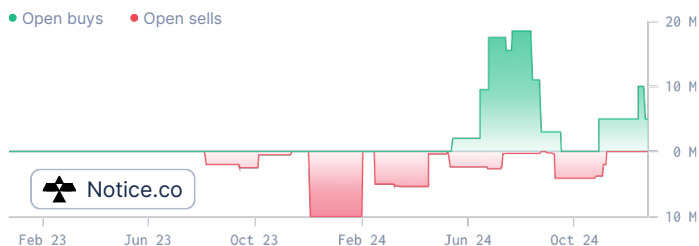
- Software
- Financial Data Fintech
- #38 Most Active

Market

- Direct transfers allowed

Addepar allows direct stock transfers.

Aggregate buy and sell interest



Stock price

Trailing performance

1 Day	1 Week	1 Month
0.00%	-1.51%	-1.60%
3 Months	YTD	1 Year
3.34%	16.15%	17.03%
2 Years	5 Years	All Time
-5.79%³	6.65%³	33.90%³

³ Annualized

Quarterly performance

Quarter	Stock price	% Change
2023 Q4	1.71	-
2024 Q1	1.67	-2.26%
2024 Q2	1.87	+12.19%
2024 Q3	1.93	+3.04%

Valuation

Addepar 2024 valuation is \$2.1 B. This valuation was set in the \$200 M Series F round raised in June 2021. [D1 Capital](#) led the round and set the Addepar Series F valuation.



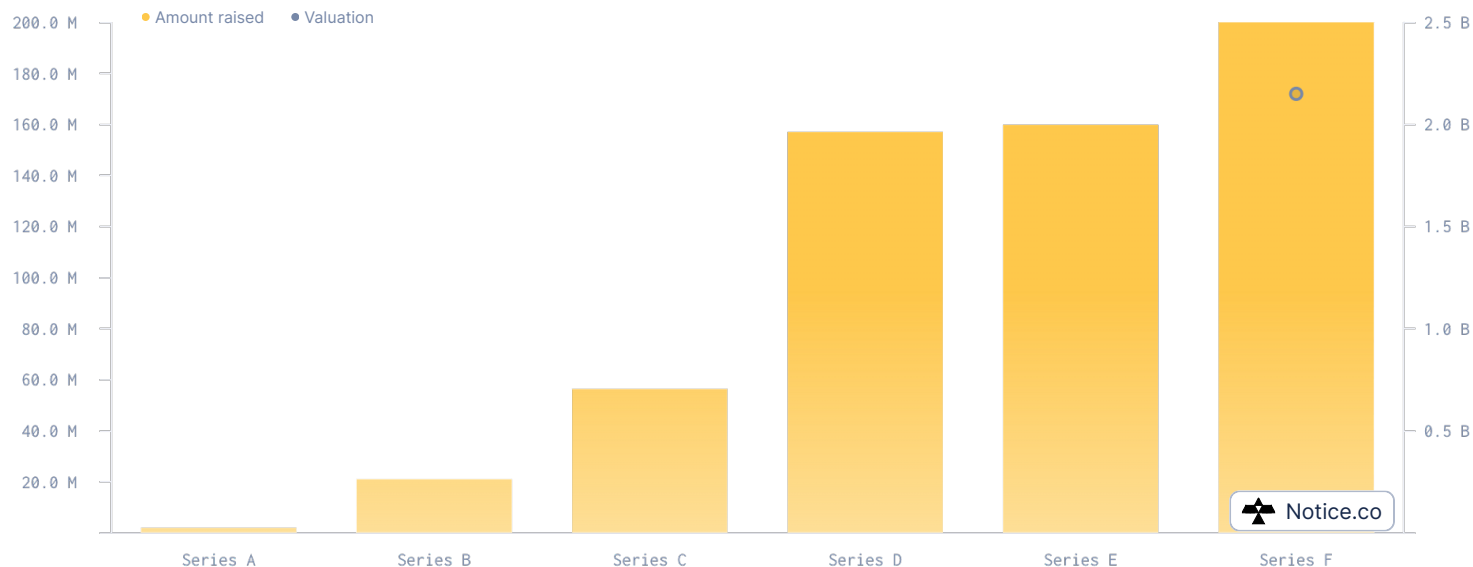
Valuation History

Addepar 2024 valuation is unchanged from 2023.

Year	Valuation	Market cap	Premium
Valuation 2022	2.15 B	1.82 B	-15%
Valuation 2023	2.15 B	1.38 B	-35%
Valuation 2024	2.15 B	1.61 B	-25%

Funding

Addepar has raised total funding of more than \$595.3 M across 7 rounds from notable investors including [8VC](#), [Valor](#), [D1 Capital](#) and [WestCap](#).



Last round

Close Date	Amount Raised	Post-Money	Pre-Money
June 2021	\$200 M⁸	\$2.15 B	\$1.95 B
Class	Price Per Share	Authorized Shares	Ownership
Series F	\$2.6489	1,390,402,098	5.4%

⁸ Calculated assuming the sale of all authorized shares

Capital structure

Valuation	Total Funding	Outstanding Shares	Authorized Shares
\$2.15 B	> \$0.59 B	811,657,669	1,390,402,098

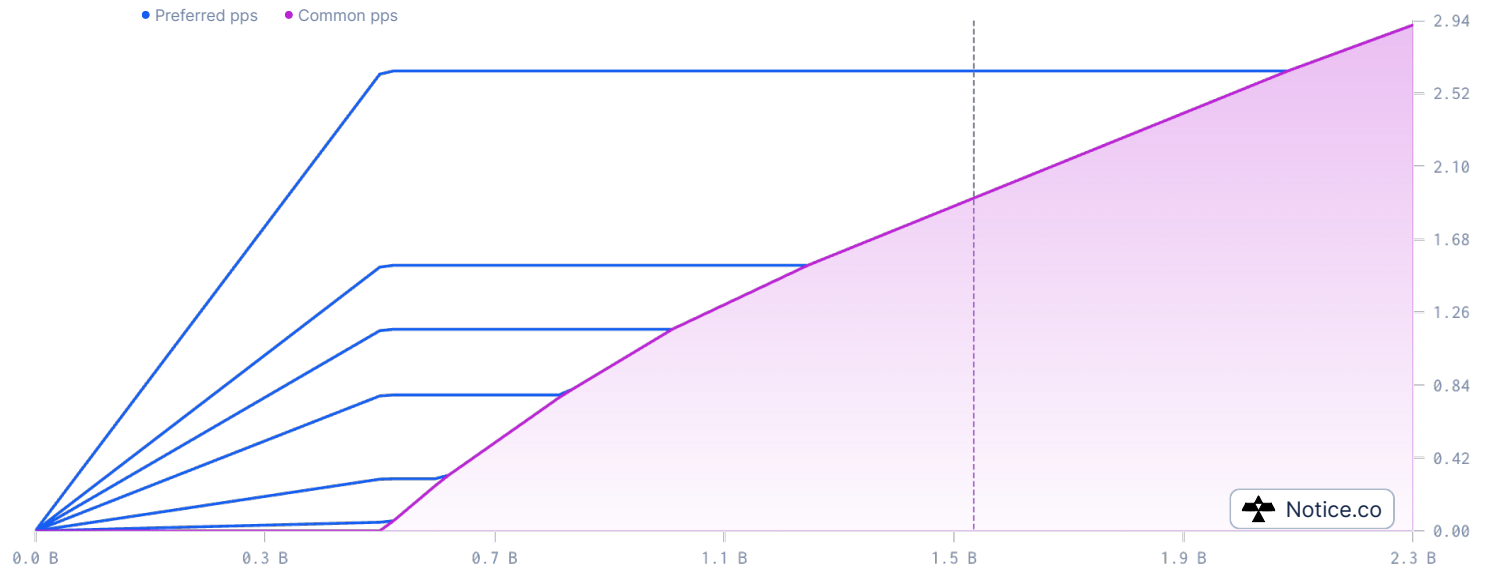
Financings

Class	Raised	Post-Money	Announced	Close Date	PPS	Authorized Shs.	Outstanding Shs.	Ownership	Seniority	Liq. Pref.	Dividend	Anti-dilution	Participating Pref.	Voting Rights	Redemption Rights
Series F	200.0 M ⁸	2.15 B	Jun 15, 2021	Jun 06, 2021	2.6489	75,503,039	75,503,039	5.4%	Tier 1	1x	8.0% Non-cumulative	Narrow-based	No	1x	Yes
Series E	159.8 M ⁸		Nov 18, 2020	Nov 09, 2020	1.5297	104,504,000	104,504,000	7.5%	Tier 1	1x	7.3% Non-cumulative	Narrow-based	No	1x	Yes
Series D	157.0 M ⁸		Jun 08, 2017	Jan 30, 2017	1.161254	135,245,522	135,245,522	9.7%	Tier 1	1x	8.0% Non-cumulative	Narrow-based	No	1x	Yes
Series C	56.3 M ⁸		May 13, 2014	Mar 12, 2014	0.7829	72,004,947	72,004,947	5.2%	Tier 1	1x	8.0% Non-cumulative	Narrow-based	No	1x	Yes
Series B	21.0 M ⁸			Mar 19, 2013	0.30	70,000,000	70,000,000	5.0%	Tier 1	1x	8.0% Non-cumulative	Narrow-based	No	1x	Yes
Series A	1.1 M ⁸			May 17, 2012	0.05	22,100,000	22,100,000	1.6%	Tier 1	1x	8.0% Non-cumulative	Narrow-based	No	1x	Yes
FF Preferred				Jun 01, 2011		10,000,000	10,000,000	0.7%							
Common						901,044,590	322,300,161	64.8%							
Common B						850,000,000			Tier 2					1x	Yes
Common A						51,044,590			Tier 2					10x	Yes
Total	> 595.39 M					1,390,402,098	811,657,669	100.0%							

Addepar funding round amount raised and post-money valuation are sourced from the news media unless otherwise noted. Addepar funding details including capital structure information are sourced from corporate filings unless otherwise noted.

⁸ Calculated assuming the sale of all authorized shares

Waterfall



Exit Scenario: **M&A** Exit Valuation: **\$1,610,701,366** Issuer Debt: **\$0** Outstanding Shares: **811,657,669**

Share Class	Exit PPS	Issue PPS	Gain	Conversion Price	Proceeds
Series F	2.65	2.65	0%	2.65	200,000,000
Series E	1.92	1.53	+25.27%	1.53	200,262,186
Series D	1.92	1.16	+65.02%	1.16	259,172,509
Series C	1.92	0.78	+144.77%	0.78	137,983,887
Series B	1.92	0.30	+538.77%	0.30	134,141,784
Series A	1.92	0.05	+3,732.62%	0.05	42,350,478
Common	1.92				636,790,522
Total					1,610,701,366

Addepar capital structure is built using all available corporate filings. Addepar waterfall exit values are programmatically generated using Exit Scenario, Exit Valuation, Issuer Debt and Outstanding Shares inputs entered above. Custom user inputs are not stored by Notice or shared with any other users.

Investors

Addepar has 10 investors. 6 investors have led 9 Addepar funding rounds. The Series F round was led by [D1 Capital](#). Other notable Addepar investors include [8VC](#), [Valor](#), [WestCap](#) and [David Sacks](#).

Private investors

8VC

Anduril, The Boring Company, Asana, Sila Nanotechnologies, Vercel, Illumio

Valor

Republic, SpaceX, xAI, Astera Labs, Anduril, The Boring Company, Redwood Materials

D1 Capital

SpaceX, Robinhood, Anduril, Lineage Logistics, Procore, Instacart, Lalamove

WestCap

AccessFintech, Klarna, GoodLeap, NYDIG, iCapital Network, Celsius, Paxos

Formation 8

Zanbato, **Branch International**, Wish, Illumio, OpenGov, Augury, Color, Aviatrix

David Sacks

BitGo, Intercom, Houzz, Lightning Labs, HackerOne

Other Financial Data company investments are bolded

Appendix

Footnotes

1. Last round valuation used because market capitalization cannot be calculated

We always endeavor to publish real-time market capitalizations for all companies that have real-time Notice Prices. If any requisite data is unavailable, then we fall back on the last round valuation until we are able to locate the missing data needed to publish real-time market capitalizations.

2. Announced date used because close date is unknown

Company funding round announcement can occur well after the round actually closed. We use reasonable methods to identify the funding round close date. If we are unable to find the close date, then we will fall back on last round announced date as the next best alternative date for the funding round.

3. Annualized

Notice Price performance is annualized for time periods of one year or greater. Multi-year price performance is shown as a compound annual growth rate.

4. Annually recurring revenue (ARR)

This revenue estimate represents annually recurring revenue (ARR).

5. Calculated using current year projected revenues assuming linear revenue growth

Private company trailing twelve months (TTM) often rely on current year projected estimates and TTM calculations assume linear revenue growth across the annual timeframe.

6. Calculated using last round valuation because market cap cannot be calculated

We always endeavor to publish real-time market capitalizations for all companies that have real-time Notice Prices. If any requisite data is unavailable, then we fall back on the last round valuation until we are able to locate the missing data needed to publish real-time market capitalizations. This value is calculated using last round valuation.

7. Calendarized fiscal year revenues

Public company revenues have been calendarized to simplify comparisons between companies with different fiscal year ends.

8. Calculated assuming the sale of all authorized shares

We are unable to source the amount raised from company announcements. This value is calculated by assuming that all authorized shares for this share class were sold to investors.

9. Calculated using amount raised and authorized shares

We are unable to source the funding round price per share from company filings. This value is calculated assuming all authorized shares for this share class were sold to investors.

10. Sourced from the Notice community

We were unable to source this data from company filings and we are falling back on information sourced from Notice community members.

11. Sourced from news

We were unable to source this data from company filings and we are falling back on information sourced from the news media.

12. Estimated value

The best available source does not contain an exact value. We are falling back on the estimated value cited in the source.

13. Corrected date

The company filed late. We are falling back to a prior date referenced in the filing that more closely reflects the correct date.

14. Split adjusted

This value has been adjusted for forward or reverse stock splits.

15. Calculated because conversion price is not stated in filings

This value is calculated because the conversion price is not explicitly stated in corporate filings. Calculations account for conversion ratios, dividends and anti-dilution provisions.

16. Calculated using narrow-based anti-dilution because broad-based anti-dilution cannot be calculated at this time

This value is calculated because the conversion price is not explicitly stated in corporate filings. Calculations account for conversion ratios, dividends and anti-dilution provisions. Narrow-based anti-dilution is used because broad-based anti-dilution cannot be calculated at this time.

17. Corrected value

This value is calculated using corrections to public fund filing(s).

18. Notice Price used because last round price or waterfall exit values are unknown

Notice Price has been used to mark this position because the last round price is unknown and/or waterfall exit values cannot be calculated at this time.